

TECHNICAL INFORMATION SHEET

ISO 95+™ GL Insulation

Item Description

Flat and Tapered Polyiso Boards

Flat Boards: 4' x 4' (1.22 m x 1.22 m)

4' x 8' (1.22 m x 2.44 m)

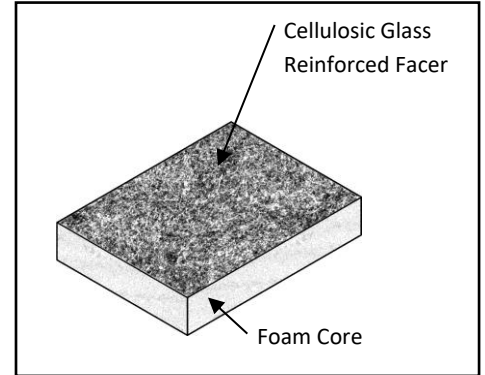
Tapered Boards: 4' x 4' (1.22 m x 1.22 m)

Slope range: 1/16" per foot (.5%) to 1/2" per foot (4%)

Thickness range: 0.5" (12.7 mm) to 4.5" (114.3 mm)

Other options available include 4' x 7'4" (1.22 m x 2.25 m) Export Cut for international shipments and scored ISO for metal retrofits.

Meets or exceeds performance requirements of ASTM C 1289, Type II, Class 1



Product Information

Description:

Firestone ISO 95+ GL flat and tapered roof insulation consists of a closed-cell polyiso foam core laminated to a black glass reinforced mat facer on both major surfaces. Flat and tapered ISO 95+ GL insulation provides outstanding thermal performance on commercial roofing applications, while providing positive rooftop drainage to help eliminate ponding water when tapered ISO 95+ GL insulation is used.

All Firestone polyisocyanurate foam insulations use EPA accepted blowing agents. Firestone ISO 95+ GL incorporates a HCFC-free blowing agent that does not contribute to the depletion of the ozone layer (ODP-free).

Method of Application:

1. Insulation shall be neatly fitted to all roof penetrations, projections and nailers.
2. No more insulation shall be installed than can be covered with membrane and completed before the end of each day's work or before the onset of inclement weather.
3. Firestone ISO 95+ GL board may be installed using:
 - Firestone fasteners and plates
 - Hot asphalt (requires a cover board)
 - Firestone approved insulation adhesives
 - I.S.O. Twin Pack™
 - I.S.O. Stick™
 - Twin Jet
 - I.S.O. Spray™ R
 - I.S.O. FIX™ II

NOTE: For ballasted systems, the top layer of Firestone insulation may not be mechanically attached.

Acceptable Immediate Substrates:

- 3,000 psi Structural concrete (must be clean, dry, and properly cured)
- Steel deck (min 22 ga)
- Plywood and OSB (min 1/2")
- Lightweight concrete
- Gypsum deck (min 2")

NOTE: Please consult the Design Guides and QuickSpecs online at www.firestonebpc.com to review specific information regarding the assembly.

Storage:

- Keep insulation dry at all times
- Elevate insulation above the deck or ground
- Cover insulation with waterproof tarps

TECHNICAL INFORMATION SHEET

ISO 95+™ GL Insulation

Precautions:

- Polyiso foam will burn if exposed to a flame of sufficient heat and intensity. Keep away from heat, sparks, and open flames.
- Protect against dust that may be generated during installation.
- Refer to Safety Data Sheet (SDS) for additional information.
- Take care when transporting and handling Firestone insulation to avoid physical damage.

Specification Compliance:

ASTM C1289, Type II, Class 1

UL Classified–UL1256

FM Class 1 Approved

Manufactured in an ISO 9001 Registered Facility

CAN/ULC-S704, Type 1, Class 3



CCMC 13274-L

LEED® Information:

See Recycled Content in table below.

Manufacturing Locations:

Florence, KY

Corsicana, TX

Bristol, Ct

De Forest, WI

Salt Lake City, UT

Youngwood, PA

Jacksonville, FL

NOTE: Miami Dade Classified polyiso is only produced in the Jacksonville, FL and Youngwood, PA facilities.

***NOTE:** LEED® is a registered trademark of the U.S. Green Building Council.

Typical Properties (Meets ASTM C 1289, Type II, Class 1)

Property	ASTM Test Method	Firestone Typical Performance
Compressive Strength	D1621	Grade 2: 20 psi (138 kPa)
		Grade 3: 25 psi (172 kPa) *
Density	D1622	2 pcf (32 kg/m ³)
Dimensional Stability	D2126	<2%
Moisture Vapor Transmission	E96	<1 perm (<57.5 ng/(Pa•s•m ²))
Water Absorption	C209	<1% by volume
Service Temperature	----	-100 to 250 °F (-73 to 121 °C)
Flame Spread	E84	Index 50
Smoke Development	E84	Index 160 - 180

*25 psi (172 kPa) available upon request.

TECHNICAL INFORMATION SHEET

ISO 95+™ GL Insulation

Product Information

Thickness*		(R-Value) **	Max Flute Span		Approx. Recycled Content		
inches	mm		inches	mm	Post-Consumer	Post Industrial	Total
0.5	12.70	2.9	1.50	38.10	52%	15%	67%
1.0	25.40	5.7	2.62	66.67	37%	15%	52%
1.1	27.94	6.3	2.62	66.67	36%	15%	51%
1.2	30.48	6.8	2.62	66.67	34%	15%	49%
1.3	33.02	7.4	3.67	93.34	32%	15%	47%
1.4	35.56	8.0	3.67	93.34	30%	15%	45%
1.5	38.10	8.6	4.37	111.12	29%	15%	44%
1.6	40.64	9.1	4.37	111.12	27%	15%	42%
1.7	43.18	9.7	4.37	111.12	26%	15%	41%
1.75	44.45	10.0	4.37	111.12	26%	15%	41%
1.8	45.72	10.3	4.37	111.12	25%	15%	40%
1.9	48.26	10.8	4.37	111.12	24%	15%	39%
2.0	50.80	11.4	4.37	111.12	24%	15%	39%
2.1	53.34	12.0	4.37	111.12	22%	15%	37%
2.2	55.88	12.6	4.37	111.12	21%	15%	36%
2.25	57.15	12.9	4.37	111.12	21%	15%	36%
2.3	58.42	13.2	4.37	111.12	21%	15%	36%
2.4	60.96	13.8	4.37	111.12	20%	15%	35%
2.5	63.50	14.4	4.37	111.12	20%	15%	35%
2.6	66.04	15.0	4.37	111.12	19%	15%	34%
2.7	68.58	15.6	4.37	111.12	18%	15%	33%
2.75	69.85	15.9	4.37	111.12	18%	15%	33%
2.8	71.12	16.2	4.37	111.12	18%	15%	33%
2.9	73.66	16.8	4.37	111.12	17%	15%	32%
3.0	76.20	17.4	4.37	111.12	17%	15%	32%
3.1	78.74	18.0	4.37	111.12	16%	15%	31%
3.2	81.28	18.6	4.37	111.12	16%	15%	31%
3.25	82.55	18.9	4.37	111.12	16%	15%	31%
3.3	83.82	19.2	4.37	111.12	16%	15%	31%
3.4	86.36	19.9	4.37	111.12	15%	15%	30%
3.5	88.90	20.5	4.37	111.12	15%	15%	30%
3.6	91.44	21.1	4.37	111.12	14%	15%	29%
3.7	93.98	21.7	4.37	111.12	14%	15%	29%
3.75	95.25	22.0	4.37	111.12	14%	15%	29%
3.8	96.52	22.3	4.37	111.12	14%	15%	29%
3.9	99.06	23.0	4.37	111.12	14%	15%	29%
4.0	101.60	23.6	4.50	114.30	14%	15%	29%
4.1	104.14	24.2	4.50	114.30	13%	15%	28%
4.2	106.68	24.9	4.50	114.30	13%	15%	28%
4.25	107.95	25.2	4.50	114.30	13%	15%	28%
4.3	109.22	25.5	4.50	114.30	13%	15%	28%
4.4	111.76	26.1	4.50	114.30	13%	15%	28%
4.5	114.30	26.8	4.50	114.30	13%	15%	28%

*Other thicknesses available upon request.

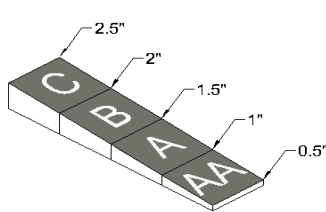
**R- values provide a 15-year time-weighted average in accordance with CAN/ULC-S770.

TECHNICAL INFORMATION SHEET

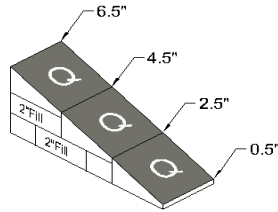
ISO 95+™ GL Insulation

Tapered ISO 95+ GL (available sizes)

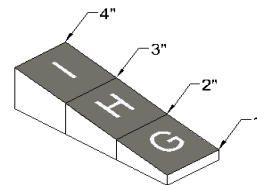
Panel Code	Min-Max Thickness		Slope	
	Inches	mm		
AA	0.5 – 1.0	13 – 25	1/8"/ft	1%
A	1.0 – 1.5	25 – 38	1/8"/ft	1%
B	1.5 – 2.0	38 – 51	1/8"/ft	1%
C	2.0 – 2.5	51 – 64	1/8"/ft	1%
G	1.0 – 2.0	25 – 51	1/4"/ft	2%
H	2.0 – 3.0	51 – 76	1/4"/ft	2%
I	3.0 – 4.0	76 – 102	1/4"/ft	2%
X	0.5 – 1.5	13 – 38	1/4"/ft	2%
Y	1.5 – 2.5	38 – 64	1/4"/ft	2%
Z	2.5 – 3.5	64 – 89	1/4"/ft	2%
Q	0.5 – 2.5	13 – 64	1/2"/ft	4%



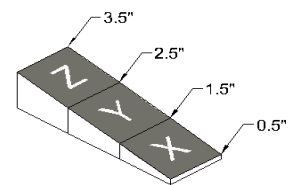
1/8"/ft. Tapered Section



1/2"/ft. Tapered Section



1/4"/ft. Tapered Section



1/4"/ft. Tapered Section

Please Firestone Technical Services at 1-800-428-4511 for further information.

This sheet is meant to highlight Firestone products and specifications and is subject to change without notice. Firestone takes responsibility for furnishing quality materials which meet published Firestone product specifications or other technical documents, subject to normal roof manufacturing tolerances. Neither Firestone nor its representatives practice architecture. Firestone offers no opinion on and expressly disclaims any responsibility for the soundness of any structure. Firestone accepts no liability for structural failure or resultant damages. Consult a competent structural engineer prior to installation if the structural soundness or structural ability to properly support a planned installation is in question. No Firestone representative is authorized to vary this disclaimer.